







**COUNTRY CLUB PARK**

**MT. LEBANON GOLF COURSE**

# GOLF COURSE

-  Municipal Boundary
-  Building Adjacent to Park
-  Building Footprint
-  50-Yard Buffer
-  Golf Course
-  Property Boundary

N  
 Scale: 1" = 250'  
 December 1, 2014

 **MT. LEBANON**  
 PENNSYLVANIA  
 710 Washington Road  
 Pittsburgh, PA 15228